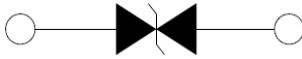



Surface Mount Transient Voltage Suppressor



Features

- Ideal for automated placement
- High surge current capability
- Meets MSL level 1, per J-STD-020, LF maximum peak of 260 °C
- Bi-directional TVS
- Glass passivated junction
- Low clamping voltage under surge

Typical Applications

- High power DC bus protection

Mechanical Data

- **Package:** SMG
Molding compound meets UL 94 V-0 flammability rating, RoHS-compliant
- **Terminals:** Tin plated leads, solderable per J-STD-002 and JESD22-B102

■ Maximum Ratings (T_a=25°C Unless otherwise specified)

PARAMETER	SYMBOL	UNIT	VALUE
Peak pulse current rating per 8/20μs IEC 61000-4-5	I _{pp}	A	2500
Storage temperature	T _{stg}	°C	-55 ~+150
Junction temperature	T _j	°C	-55 ~+125

■ Electrical Characteristics (T_A=25°C unless otherwise noted)

Part Number	Breakdown Voltage V _{BR} @I _T			Maximum Reverse Leakage I _R @V _{RWM} (μA)	Working Peak Reverse Voltage V _{RWM} (V)	Typical Capacitance 0V Bias 10kHz (nF)	Maximum Clamping Voltage V _c @ I _{PP} (V)
	Min (V)	Max (V)	I _T (mA)				
SMGJ80CA	90	110	1	5	80	1.5	130

■ Performance Graphs

FIG.1 V-I Characteristic

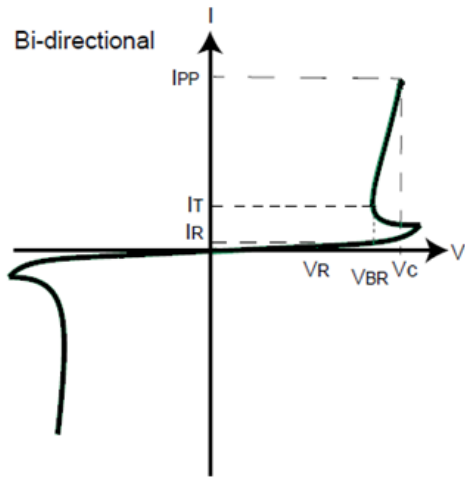


FIG.2 Pulse Derating Curve

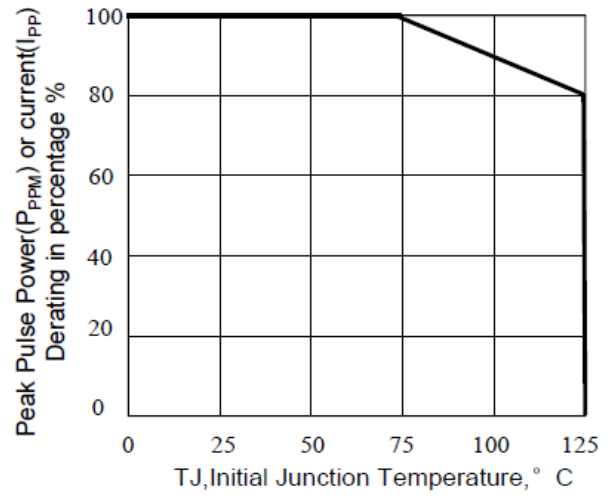


FIG.3 Current 8/20us Waveform per IEC 6100-4-5

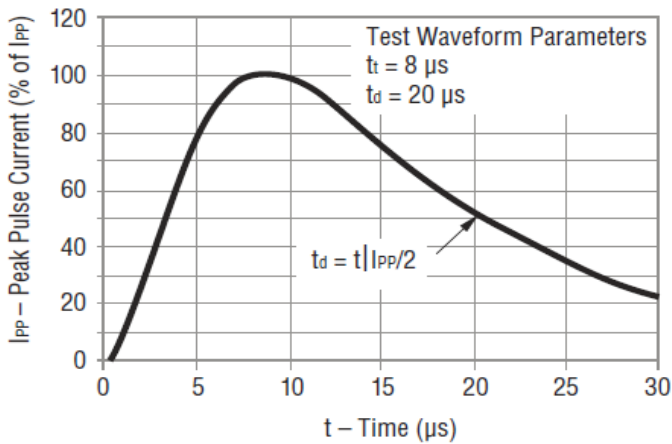
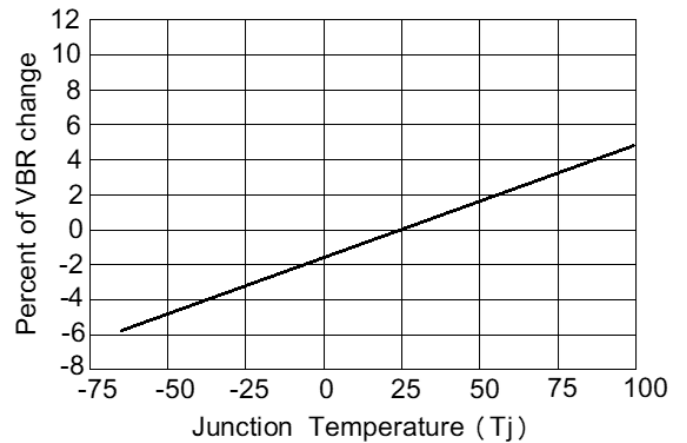


FIG.4: Typical VBR vs. junction temperature



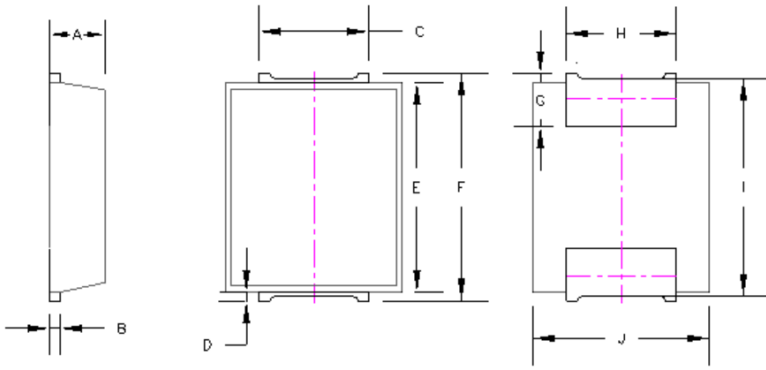
■ Ordering Information(Example)

PREFERRED P/N	PACKAGE CODE	UNIT WEIGHT(g)	MINIMUM PACKAGE(pcs)	INNER BOX QUANTITY(pcs)	OUTER CARTON QUANTITY(pcs)	DELIVERY MODE
SMGJ SERIES	F1	Approximate 0.60	1500	3000	15000	15" reel



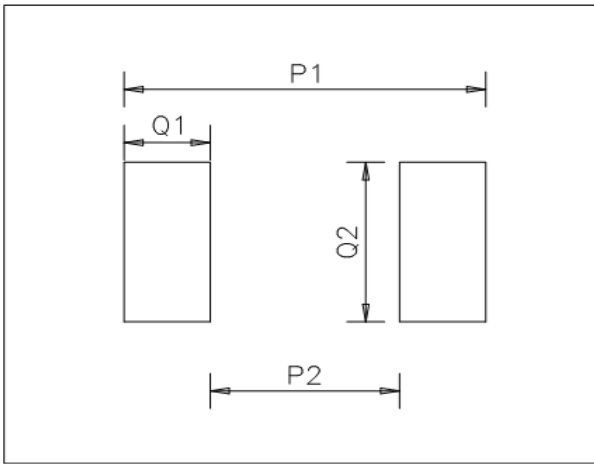
SMGJ80CA

■ Outline Dimensions



SMG		
Dim	Min	Max
A	2.45	2.55
B	0.45	0.55
C	4.90	5.10
D	0.40	0.60
E	9.20	9.60
F	10.20	10.60
G	2.30	2.50
H	4.90	5.10
J	7.90	8.10
I	10.00	10.20

■ Suggested pad layout



Dim	Millimeters
P1	10.70
P2	5.60
Q1	2.60
Q2	5.10



SMGJ80CA

Disclaimer

The information presented in this document is for reference only. Yangzhou Yangjie Electronic Technology Co., Ltd. reserves the right to make changes without notice for the specification of the products displayed herein to improve reliability, function or design or otherwise.

The product listed herein is designed to be used with ordinary electronic equipment or devices, and not designed to be used with equipment or devices which require high level of reliability and the malfunction of which would directly endanger human life (such as medical instruments, transportation equipment, aerospace machinery, nuclear-reactor controllers, fuel controllers and other safety devices), Yangjie or anyone on its behalf, assumes no responsibility or liability for any damages resulting from such improper use of sale.

This publication supersedes & replaces all information previously supplied. For additional information, please visit our website [http:// www.21yangjie.com](http://www.21yangjie.com) , or consult your nearest Yangjie's sales office for further assistance.